

*Best* Theratronics



**Gammacell® 1000 Elite / 3000 Elan**  
Superior Performance and Unparalleled Dose Uniformity

# T-A Graft-Versus-Host Disease

Transfusion-Associated GVHD has become a major concern in current transfusion practices for immuno-deficient and immuno-suppressed patients because of the associated high mortality rate. Immuno-suppressive therapies have not proven effective for TA-GVHD. Virtually all cellular blood components have been implicated in reported cases of the disease. The syndrome develops after transfusion of whole blood, red blood cells, platelets, non-frozen plasma and leukocytes, harvested from both normal donors and donors with chronic myelocytic leukemia.

Since patient treatment of TA-GVHD is almost always ineffective, management must focus on prevention by minimizing the risk of developing the condition. Prevention has centered on reducing or inactivating transfused donor lymphocytes. The methods presently available in blood banks to physically remove T lymphocytes through washing or filtration do not provide effective prophylaxis against TA-GVHD. Inactivation of transfused lymphocytes with the use of gamma irradiation of blood components remains the most effective method for inhibiting lymphocyte blast transformation and mitotic activity. Current medical practice and the AABB recommend using irradiated blood for immuno-incompetent or immuno-compromised patients.

*Adapted from Transfusion Medicine Topic Update, August 1996, Yale University School of Medicine, University of Connecticut School of Medicine*

## Gammacell® 1000 Elite/3000 Elan Features

### Safety and Security

- Safe to use in any conventional hospital, clinic or laboratory environment (check local requirements)
- Built-in security restricts access to the programming function with passwords and key lock
- Barcode reader can scan ISBT-128, ABC Codabar and other blood labelling to record the unit number, product code, blood type, collection, expiry dates, and irradiation verification indicators
- Bypass mode allows for operation of the unit without the main control system
- In the event of a power failure, the battery back-up ensures the cycle underway is completed, and then can power approximately 20 additional cycles

### Quality and Design

- Quality is assured through the advanced monitoring and control system, which tracks the irradiation process, thereby confirming the canister rotation, irradiation time and product position
- Modular design of control system allows for easy maintenance and future upgrades
- Four-line, vacuum-fluorescent, menu-driven display screen with step-by-step instructions makes it easy to operate
- Ergonomically designed to easily load and unload the blood bags
- Optional components for research are available (test tube & rodent holders)

### Record Keeping

- A complete record of the irradiation cycle is generated when connected to a printer or computer
- Ethernet (web browser) access and LIMS interface provide digital traceability options for irradiated product data

# Technical Specifications

	Gammacell® 1000 Elite	Gammacell® 3000 Elan
<b>Source Details</b>		
Type (special form)	<b>Caesium<sup>137</sup></b>	<b>Caesium<sup>137</sup></b>
Position	Fixed Source(s)/Turning Canister	Fixed Source(s)/Turning Canister
Model & Typical Source Activity*	Model A = 575 Ci (21.3 TBq) Model I = 1300 Ci (48.1 TBq) Model II = 2200 Ci (81.4 TBq)	n/a Model I = 1300 Ci (48.1 TBq) Model II = 2200 Ci (81.4 TBq)
External Dose Rate	≤ 10 µSv/h (1 mrem/h) at 5 cm (1.94 in) from front	≤ 5 µSv/h (0.5 mrem/h) at 5 cm (1.94 in) from front
<b>Dosimetry Measurements</b>		
Canister Volume	0.824 L (0.22 US gal)	2.34 L (0.62 US gal)
Bags (300 ml) Per Canister Volume	1	4
Dose Uniformity (min/CEN/max)	21-25-29 Gy (1.4 : 1)	19-25-33 Gy (1.7 : 1)
Central Dose Rate (by model)	3.5, 7.6 or 12.1 Gy/min (± 20%)	4.5 or 7.4 Gy/min (± 20%)
Time for 25 Gy Central	7.1, 3.3 or 2.1 min	5.6 or 3.4 min
Dose Uniformity (MIN/cen/max)	25-30-35 Gy (1.4 : 1)	25-33-43.5 Gy (1.7 : 1)
Time for 25 Gy Minimum	8.6, 3.9 or 2.5 min	7.4 or 4.5 min
<b>Unit Measurements</b>		
Height	1550 mm (61 in)	1550 mm (61 in)
Width	800 mm (31.5 in)	800 mm (31.5 in)
Depth (with shelf)	980 mm (38.5 in)	980 mm (38.5 in)
Weight	1150 kg (2535 lbs)	1479 kg (3260 lbs)
Floor Loading	1467 kg/m <sup>2</sup> (301 lbs/sq ft)	1886 kg/m <sup>2</sup> (388 lbs/sq ft)
Floor Loading Area	0.78 m <sup>2</sup> (8.4 sq ft)	0.78 m <sup>2</sup> (8.4 sq ft)
Canister Diameter (internal)	80 mm (3.1 in)	124 mm (4.9 in)
Canister Height (internal)	164 mm (6.5 in)	194 mm (7.7 in)
<b>Other Requirements</b>		
Single-phase Power (outlet)	100 V, 50 or 60 Hz , 300 VA (with ground) 115 V, 60 Hz, 300 VA (with ground) 230 V, 50 Hz, 300 VA (with ground)	100 V, 50 or 60 Hz , 300 VA (with ground) 115 V, 60 Hz, 300 VA (with ground) 230 V, 50 Hz, 300 VA (with ground)
Room Dimensions	2.13 m (w) x 1.83 m (d) x 2.44 m (h) 7 ft (w) x 6 ft (d) x 8 ft (h)	2.13 m (w) x 1.83 m (d) x 2.44 m (h) 7 ft (w) x 6 ft (d) x 8 ft (h)

\*Source activity may be +/-20% of typical activity. Other source activities are available upon request.

# Accessories and Requirements

## Research Accessories



Test Tube Holders GC 1000/3000



Rodent Holders GC 1000/3000

## Quality and Safety Standards

All units are manufactured in accordance with US FDA Good Manufacturing Practices. Best® Theratronics is certified to ISO 9001, ISO 13485 and the European Medical Device Directive (CE Mark).

## Certification and Documentation

Each Caesium-137 source meets the IAEA requirements for Special Form Radioactive material and is certified to be leak tight. A complete documentation package, including a unit specific dose map and a measurement certificate of activity with central dose rate, accompanies every Gammacell® 1000 and 3000.

## Customer Requirements

Customers need to obtain a radioactive materials possession license (or equivalent) and an import license (if needed) before the Gammacell® 1000 and 3000 can be shipped. Best® Theratronics helps prepare license submission documents required for radioactive materials possession. When applying for a license, customers should quote the maximum activity of 2800 Ci.

## Shipping

The Gammacell® 1000 and 3000 are shipped in two parts:

- The radiation shield and radiation sources are sent together as a Radioactive Materials (RAM) transport package, which meets international transportation and safety regulations
- The second package contains the cabinet, control system and related parts

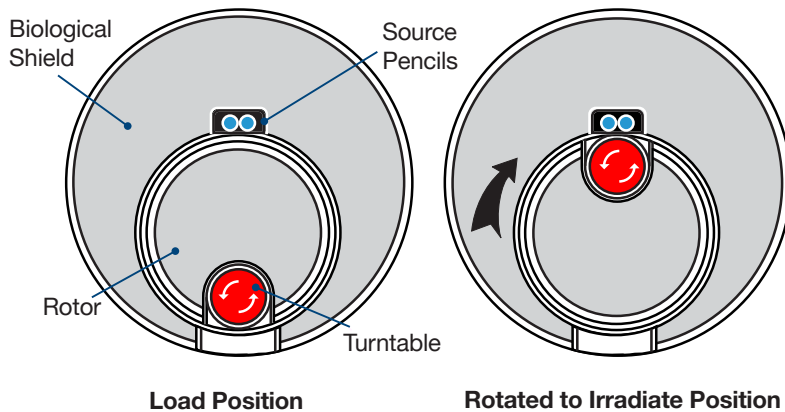
## Blood Irradiation Guidelines

US FDA (2000)	EDQM Council of Europe (2010)	UK BCSH (2010)
15 Gy minimum	25 Gy minimum	25 Gy minimum
25 Gy central	50 Gy maximum	50 Gy maximum
50 Gy maximum		

# Superior Performance and Unparalleled Dose Uniformity

## Overhead view of Gammacell® 1000/3000

Fully shielded in either the load or irradiate position.



## Typical Dose Uniformity

Exceptional dose uniformity is critical to ensuring a tight dose delivery to the product. These diagrams illustrate the high dose uniformity delivered by the Gammacell® 1000 Elite when 25 Gy and 30 Gy are targeted to the centre of the canister. The Gammacell® 3000 Elan delivers similarly exceptional dose uniformity.

## Side view of Gammacell® 3000 Elan

Overlapping source configuration improves dose uniformity.

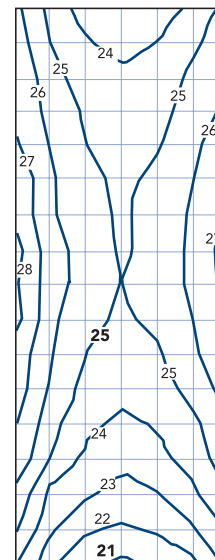
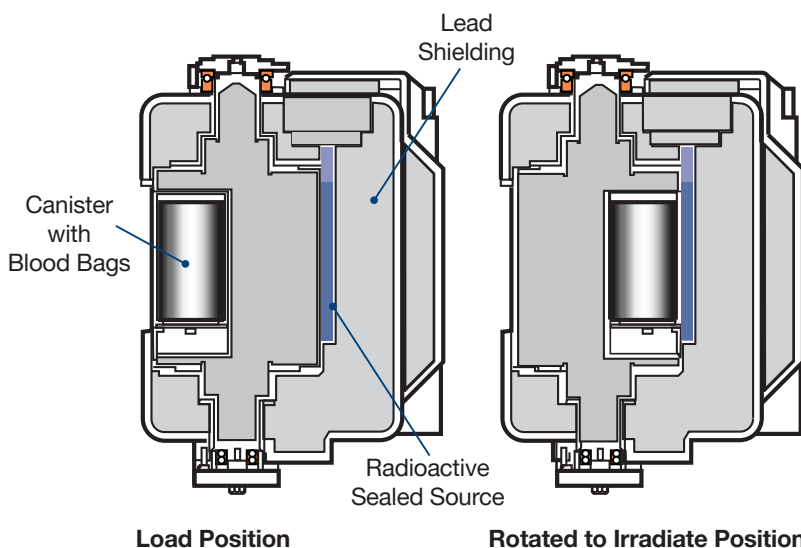


Figure 1: GC 1000  
25 Gy targeted to  
centre of canister

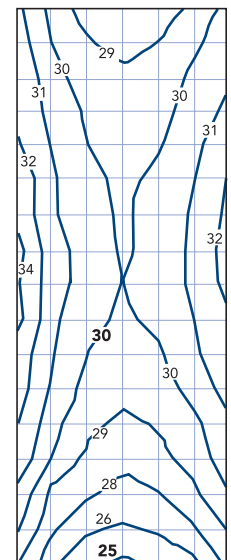


Figure 2: GC 1000  
30 Gy targeted to  
centre of canister

# Healthcare For Everyone

Best® Theratronics' products and services are used throughout the world to prevent, diagnose and treat disease. Our applied research and innovation play an integral part in improving global healthcare.

“Our TeamBest® companies are committed to making quality healthcare affordable and accessible globally.”  
—*Krishnan Suthanthiran, President, Best Medical International*

***Best® Theratronics Ltd. is a member of TeamBest®  
—a family of Best® Medical companies.***

From brachytherapy seeds and equipment, dosimetry kits, phantoms, treatment planning systems, an array of medical/health physics equipment, and product remanufacturing/ servicing, to radioactive sources, gamma teletherapy machines, cyclotron systems, and particle therapy treatment, TeamBest® has it all!

Check out each company's site at **[www.teambest.com](http://www.teambest.com)**

## *Best Theratronics*

413 March Road Ottawa, ON K2K OE4 Canada  
Tel: 613 591 2100 • 866 792 8598  
Fax: 613 591 6627 • [www.theratronics.com](http://www.theratronics.com)

## *Best medical international*

7643 Fullerton Road Springfield, VA 22153 USA  
Tel: 703 451 2378 • 800 336 4970  
Fax: 703 451 5228 • [www.teambest.com](http://www.teambest.com)

European Representative:  
Emergo Group, Westervoortsedijk 60, 6827 AT Arnhem, The Netherlands

BT/MBTS 8005 GC1000E/3000E (6)

CE 0459

© 2013-2021 Best Theratronics. All Rights Reserved. The specifications contained in this brochure are subject to change.

AFRICA | ASIA | EUROPE | LATIN AMERICA | MIDDLE EAST | NORTH AMERICA

